

SUZUKI
Access 125
Suna hai

**Kam
 peeta
 hai**

Seedhe manzil tak le jaata hai



SUZUKI
at your
Doorstep

Powered by
SEP
 SUZUKI ECU PERFORMANCE
 Ultra light and robust
 125cc engine

E20
 COMPLIANT

*Suzuki Ride Connect Application is available for Android™ OS and iOS both.
 Access 125 Standard (Special Edition) pictured on the left and Ride Connect Edition on the right.



**WITH TURN-BY-TURN
 NAVIGATION.**



With
 Suzuki Ride
 Connect*

NOW AVAILABLE IN A NEW DUAL TONE COLOUR. Both iOS and Android™ OS compatible.

Suzuki Ride Connect* Edition with Bluetooth® Enabled Digital Console**

Navigate to your destination confidently. The Bluetooth® Enabled Digital Console gives you Big and Bold Turn-by-Turn Navigation icons, keeping you on the right route every time.



Missed Call^^ Alert & Caller ID

Get to know who is calling and view missed calls, without even touching the phone, on the Bluetooth® Enabled Digital Console.



Phone Battery Level Display

Phone Battery Level Display so that you never run out of power.



Speed Exceeding Alert

Set a speed limit on your Suzuki Ride Connect application and get an alert whenever you exceed that limit.



Turn-by-Turn Navigation

Big and Bold Turn-by-Turn Navigation icon display so that you never go off track from your destination.



Call, SMS & WhatsApp Alerts

LCD and LED Blinking + Notification display on cluster.



ETA Updates

Estimated Time of Arrival display for never being late to your destination.

^^Missed Call Alert is available in Android™ OS only.

*Suzuki Ride Connect Application is available for Android™ OS and iOS both.

** Bluetooth® Enabled Digital Console is only available in Ride Connect Edition.

Access 125 (Alloy Disc)

Access 125 (Alloy Disc)

Access 125 (Steel Drum)

Access 125,
Ride Connect Edition
(Alloy Disc)

Access 125,
Ride Connect Edition
(Alloy Disc)

Access 125,
Special Edition
(Alloy Disc)

E20

E20 COMPLIANT

As a part of our effort towards carbon reduction, entire range of Suzuki scooters is now E20 compliant. E20 Fuel type is more environment friendly as its use results in lower carbon emission.



LED HEADLAMP

The super bright LED headlamp enhances the visibility at night with its bright and wide radiated spread of light while the chrome surrounding provides a Premium touch.



LED POSITION LIGHTS#

The Suzuki Access 125 comes with LED Position Lights that lets you see clearly even in poor weather conditions.



PREMIUM CHROME EXTERNAL FUEL INLET

Enjoy easy refuelling without opening the seat or even while sitting on it. This fuel lid requires a key to open and operate, which also makes it more secure.


FEATURES




BLUETOOTH® ENABLED
DIGITAL CONSOLE[#]



ENGINE START AND STOP
SWITCH WITH SUZUKI
EASY START SYSTEM



ECO DRIVE
ILLUMINATION**




USB SOCKET^{^^}




FRONT RACK
FOR STORAGE




21.8 L
UNDER SEAT STORAGE




CONVENIENT DUAL
LUGGAGE HOOKS



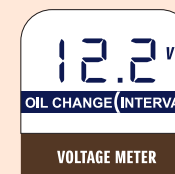
ONE PUSH CENTRAL
LOCK SYSTEM



LONG SEAT &
LONG FLOOR BOARD




RETRO SEAT^{*}



12.2^v
OIL CHANGE INTERVAL
VOLTAGE METER


GENUINE ACCESSORIES[^]



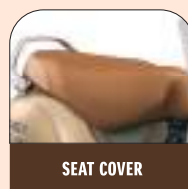
FOOTREST



METER VISOR



FLOOR MAT



SEAT COVER

[#]Available in Access 125 Special Edition as standard fitment. ^{^^}Available in Access 125 Special Edition and Ride Connect edition as standard fitment.

^{*}Available in Access 125 Ride Connect Edition. ^{**}Available in Access 125 Special Edition and Standard Edition.



SUZUKI Access 125

STANDARD EDITION

SAB – Metallic
Matte Platinum
Silver No. 2

YPA – Pearl
Mirage White

QTZ – Metallic
Dark Greenish Blue

YKV – Metallic
Matte Black

SPECIAL EDITION

NEW CQS – Pearl Shining
Beige / Pearl
Mirage White

QTZ – Metallic
Dark Greenish
Blue

YPA – Pearl
Mirage White

YKV – Metallic
Matte Black

CLW – Solid Ice
Green/Pearl Mirage
White

RIDE CONNECT EDITION

NEW CQS – Pearl Shining
Beige / Pearl
Mirage White

YKV – Metallic
Matte Black

QS4 – Metallic
Royal Bronze

YUA – Matte
Blue

YPA – Pearl
Mirage White


CLW – Solid Ice
Green/Pearl Mirage
White



*Scan this QR code to
download Suzuki Ride
Connect Android™ App



*Scan this QR code to
download Suzuki
Ride Connect iOS App



UNIQUE APP FEATURES



**Big & Bold
TBT Navigation Icons**



**Short Distance
Indicator Bar**



**Last Parked
Location**

Engine

Type	4-Stroke, 1-Cylinder, Air Cooled
Valve System	SOHC, 2-Valve
Displacement	124 cm ³
Bore x Stroke (mm)	52.5 x 57.4 mm
Engine Output	8.7ps @ 6 750 rpm
Torque	10Nm @ 5 500 rpm
Fuel System	Fuel Injection
Starter System	Kick & Electric
Transmission Type	CVT

Dimensions and Weight

Overall Length	1 870 mm
Overall Width	690 mm
Overall Height	1 160 mm
Wheelbase	1 265 mm
Ground Clearance	160 mm
Seat Height	773 mm
Kerb Mass	103 kg (Alloy Disc)
	104 kg (Steel Drum)
Wheels	Alloy/Cast
Fuel Tank	5 L

Suspension

Front	Telescopic
Rear	Swing Arm

Tyre Size

Front	Front 90/90-12 54J
Rear	Rear 90/100-10 53J

Brake

Front	Drum/Disc
Rear	Drum

Electrical

Battery	Maintenance-free 12V, 4Ah
Headlight	LED

Regd. Office, Sales & Marketing Office: 2nd Floor, Plot No. 1,
Nelson Mandela Road, Vasant Kunj, New Delhi -110 070.
(Toll-Free): 1800-121-7996 (Mon-Sat from 9:00 am to 6:00 pm).

We reserve the right to make changes at any point of time, without prior notice in design, colour, specifications and features of product. All items/ products shown above are indicative only and may vary in actual. Colours shown may vary from actual body colour of the product due to printing. Accessories shown in the pictures are not a part of the standard product. For the latest authentic information, kindly contact your nearest Authorized Dealer.*Suzuki Ride Connect Application is available for Android™ OS Version 6 onwards and for iOS version 12.0 onwards. Android is a trademark of Google LLC. iOS is a trademark or registered trademark of Cisco in the U.S. and other countries and is used under license. **Misted Call Alert is available in Android™ OS only. The Bluetooth® word mark and logos are registered trademarks owned by Bluetooth SIG, Inc. and any use of such marks by Suzuki is under license. ^ as per research done by zigwheels.com, in comparison to Access 125 BS4. For more information visit www.suzukimotorcycle.in.



/suzuki2wheelers



/suzuki2wheelers



/suzuki2wheelers



/suzuki2wheelers



Ride safe. Wear a helmet.

Authorised Dealer

Please scan this
QR code to visit
our website.



##Including 3 Years
optional warranty.

***Extended warranty is offered by third party.